

AS 91611 v2 (3.4)

Develop a prototype considering fitness for purpose in the broadest sense

Brief

Client

(Music teacher) Mrs Owens

Conceptual Statement

The Music department needs an educational website about the different music genres of:

- Reggae
- Rock
- Hip Hop
- Blues

It will educate junior students (years 9 and 10). It needs to work on a range of devices so must be responsive.

Context

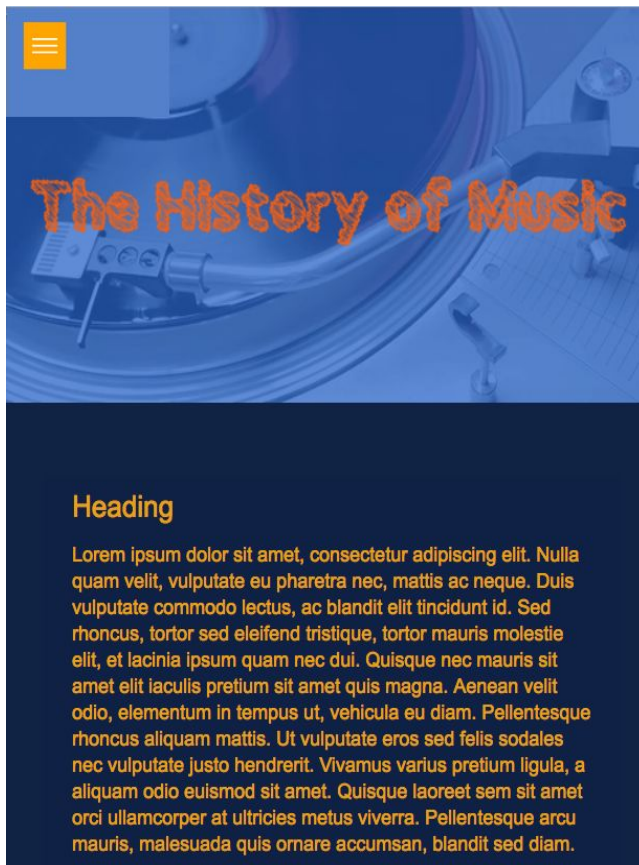
Educational [Responsive](#) website.

Specifications

- Must be responsive, there will be at least two versions, one for desktop, and one for mobile phone
- Navigation throughout the site must be possible without having to use the browser' navigation buttons
- Must make good use of the design elements and principles
- The website need to be readable (WCAG 1.4.3 compliant)
- The website needs to be accessible to sight impaired users (WCAG 1.1.1)
- Banner must be Orange, TrapMusic font.
- Text Box Background Colour = Navy Blue
- H1 Font = Cupum - Colour = Light orange
- p Font = Cuprum - Colour = Light Orange
- Wallpaper must be a moving .gif of a record
- Must have at least 3 JQuery plugins:
 - 1 describe - Parallax scroll
 - 2 describe - Sticky Navigation bar
 - 3 describe - Material design navigation (for mobile)
<http://codepen.io/Lewitje/pen/tyGdf>
- Screen Navigation will be Light orange sticky navigation , cuprum font.
- Mobile Navigation will be Light orange, material design nav, Cuprum font.

Concept Design

Mobile:

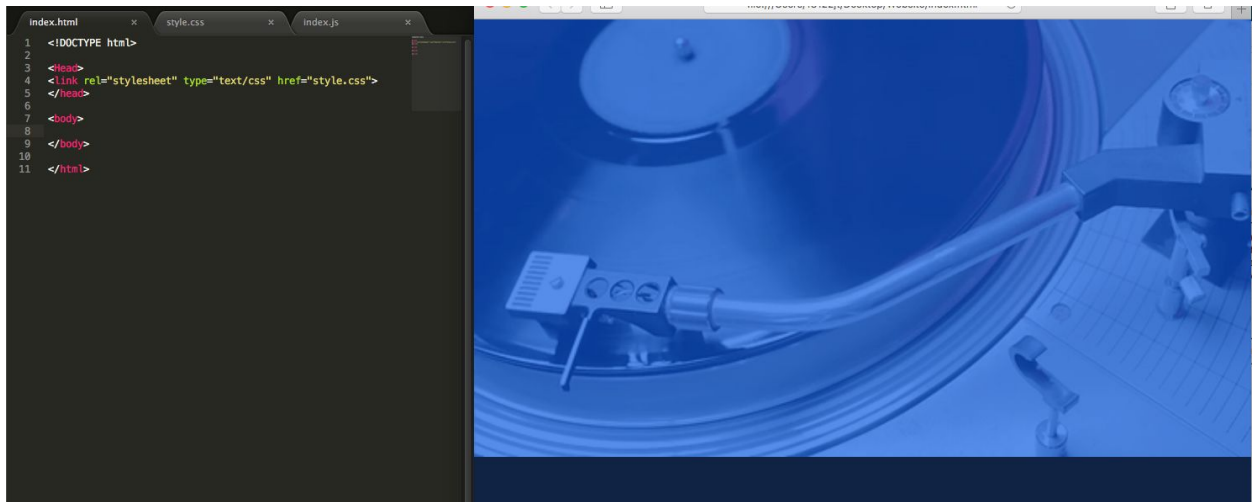


Desktop:

First	Second	Third	Fourth
 <h1 data-bbox="239 526 1404 660">The History of Music</h1>			
<h2 data-bbox="319 1108 470 1164">Heading</h2> <p data-bbox="231 1176 813 1590">Lorem ipsum dolor sit amet, consectetur adipiscing elit. Nulla quam velit, vulputate eu pharetra nec, mattis ac neque. Duis vulputate commodo lectus, ac blandit elit tincidunt id. Sed rhoncus, tortor sed eleifend tristique, tortor mauris molestie elit, et lacinia ipsum quam nec du. Quisque nec mauris sit amet elit iaculis pretium sit amet quis magna. Aenean velit odio, elementum in tempus ut, vehicula eu diam. Pellentesque rhoncus aliquam mattis. Ut vulputate eros sed felis sodales nec vulputate justo hendrerit. Vivamus varius pretium ligula, a aliquam odio euismod sit amet. Quisque laoreet sem sit amet orci ullamcorper at ultricies metus viverra. Pellentesque arcu mauris, malesuada quis ornare accumsan, blandit sed diam.</p> <p data-bbox="837 1176 1404 1590">Lorem ipsum dolor sit amet, consectetur adipiscing elit. Nulla quam velit, vulputate eu pharetra nec, mattis ac neque. Duis vulputate commodo lectus, ac blandit elit tincidunt id. Sed rhoncus, tortor sed eleifend tristique, tortor mauris molestie elit, et lacinia ipsum quam nec du. Quisque nec mauris sit amet elit iaculis pretium sit amet quis magna. Aenean velit odio, elementum in tempus ut, vehicula eu diam. Pellentesque rhoncus aliquam mattis. Ut vulputate eros sed felis sodales nec vulputate justo hendrerit. Vivamus varius pretium ligula, a aliquam odio euismod sit amet. Quisque laoreet sem sit amet orci ullamcorper at ultricies metus viverra. Pellentesque arcu mauris, malesuada quis ornare accumsan, blandit sed diam.</p>			

Wallpaper

Component Selection



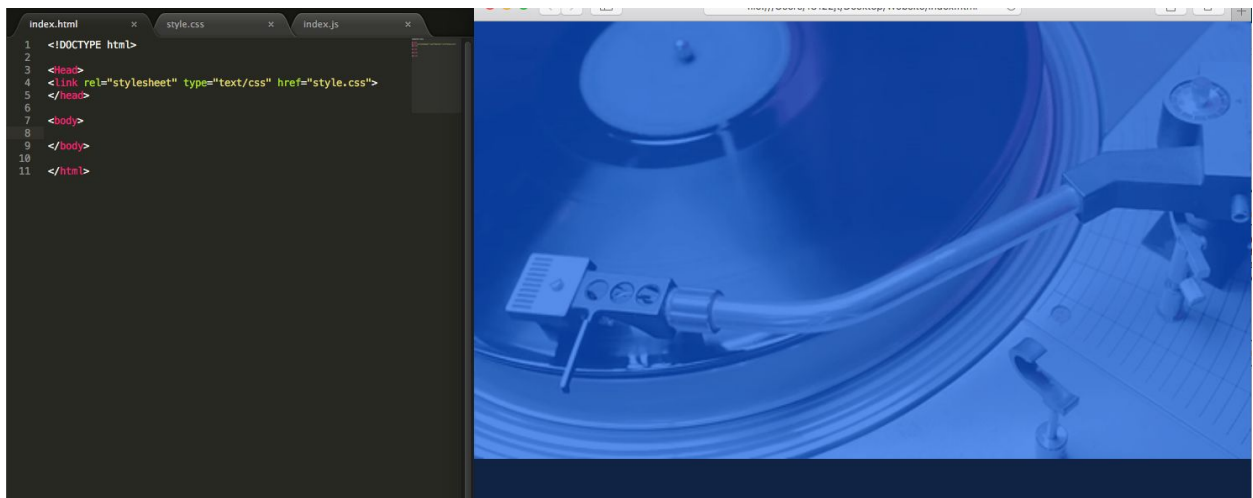
Firstly I found the video on a website used for short videos, I then turned into a .gif on giphy.com. After downloading it I edited on photoshop to add a dark blue filter and then I used sublime text to code it into my website.

Tools & Equipment

Tools and Equipment needed:	Needed to:
Sublime text	Display the wallpaper
Photoshop	Make the .gif blue
Giphy.com	Turn the video into a .gif format and download it.

Trialling Techniques & Processes

```
1  body {  
2      background-image: url(giphy.gif);  
3      background-size: cover;  
4      background-repeat: no-repeat;  
5      background-color: #0f2246;  
6  }  
7  
8  
9  
10  
11  
12
```

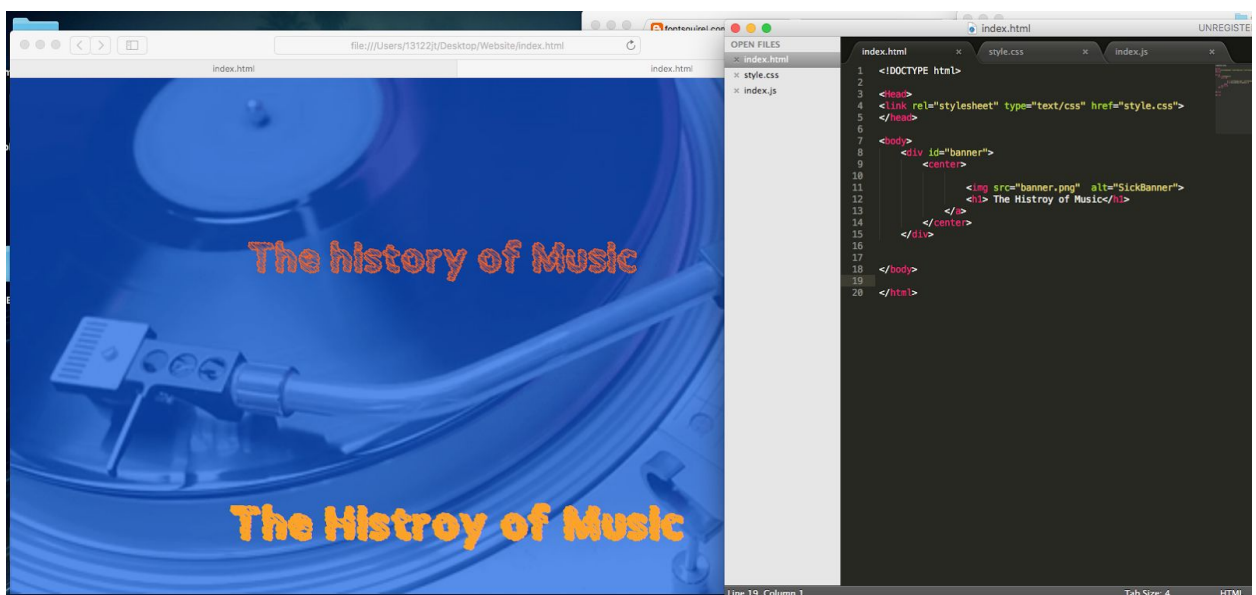
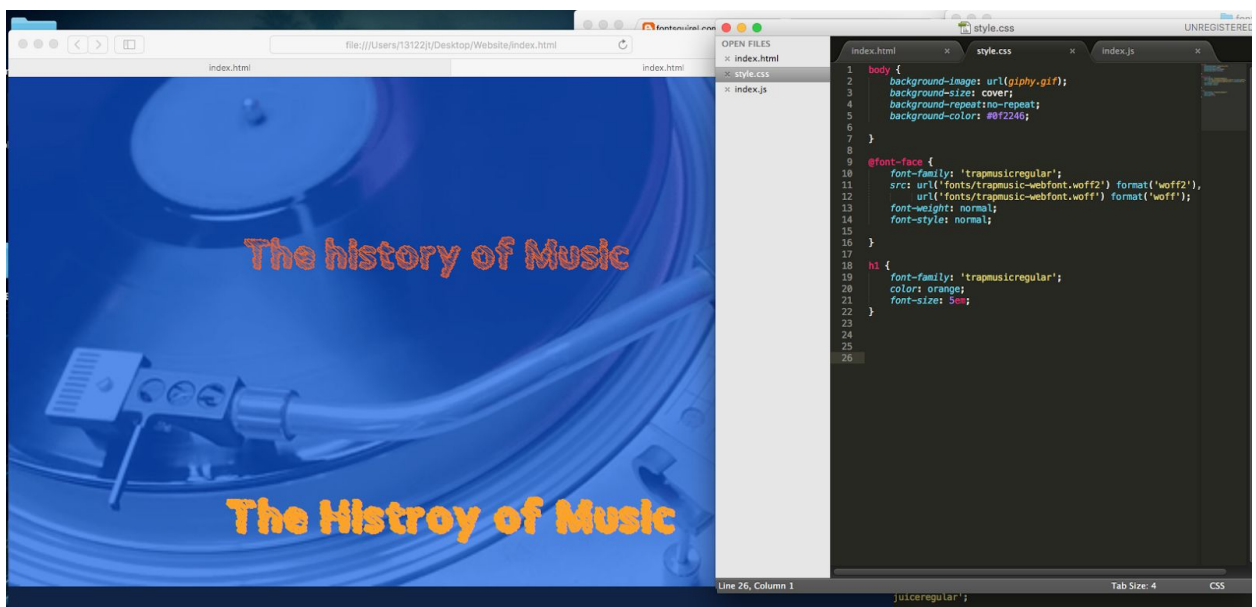


```
index.html x style.css x index.js x
1 /* Full screen CSS */
2 body {
3   background-image: url(giphy.gif);
4   background-size: cover;
5   background-repeat: no-repeat;
6   background-color: #0f2246;
7 }
8
9
10 @font-face {
11   font-family: 'trapmusicregular';
12   src: url('fonts/trapmusic-webfont.woff2') format('woff2'),
13        url('fonts/trapmusic-webfont.woff') format('woff');
14   font-weight: normal;
15   font-style: normal;
16 }
17
18
19 h1 {
20   font-family: 'trapmusicregular';
21   color: orange;
22   font-size: 10em;
23 }
24
25 /* Mobile Device CSS*/
26
27 @media screen and (max-width: 700px) {
28   body {
29     background-color: #0f2246;
30     background-image: url();
31   }
32 }
33
34
35
```

```
index.html x style.css x index.js x
1 <!DOCTYPE html>
2
3 <Head>
4 <link rel="stylesheet" type="text/css" href="style.css">
5 </head>
6
7 <body>
8   <div id="banner">
9     <center>
10      <br>
11      <br>
12      <br>
13      <br>
14      <br>
15      <br>
16      <br>
17
18      <h1> The History of Music</h1>
19
20    </center>
21  </div>
22
23 </body>
24
25 </html>
```

Banner

Trialling Techniques & Processes



CSS Banner:

P - Looks really nice, Easy to edit/Can be edited quickly, looks much better at a large size. It's responsive.

M - Some knowledge of coding required and doesn't look as good at a low soze

I

Photoshop Banner:

P - easier to do if you're skilled at photoshop

M - Some Degree of skill in photoshop required, Can't be edited as easily, and it's not responsive.

I - Looks better at small sizes

I have decided to use the CSS banner as I find it easier to edit if needed, it looks nicer and it's responsive.

Component Selection


Firstly I downloaded the font from www.dafont.com and then I uploaded it to the webfont generator on Font Squirrel, after the webfont had been generated I downloaded it and then I put it in my root directory, in this case the folder my code is saved in. I then used sublime text to add it to my code.

Tools & Equipment

Tools and Equipment needed:	Needed to:
Dafont.com	Download the font for the banner
Webfont generator @ www.fontsquirrel.com	To generate the webfont to be used in the CSS
Sublime text	Used to code the webfont into the CSS and add it to the website, also used to make the .gif disappear when the screen is at a certain width.



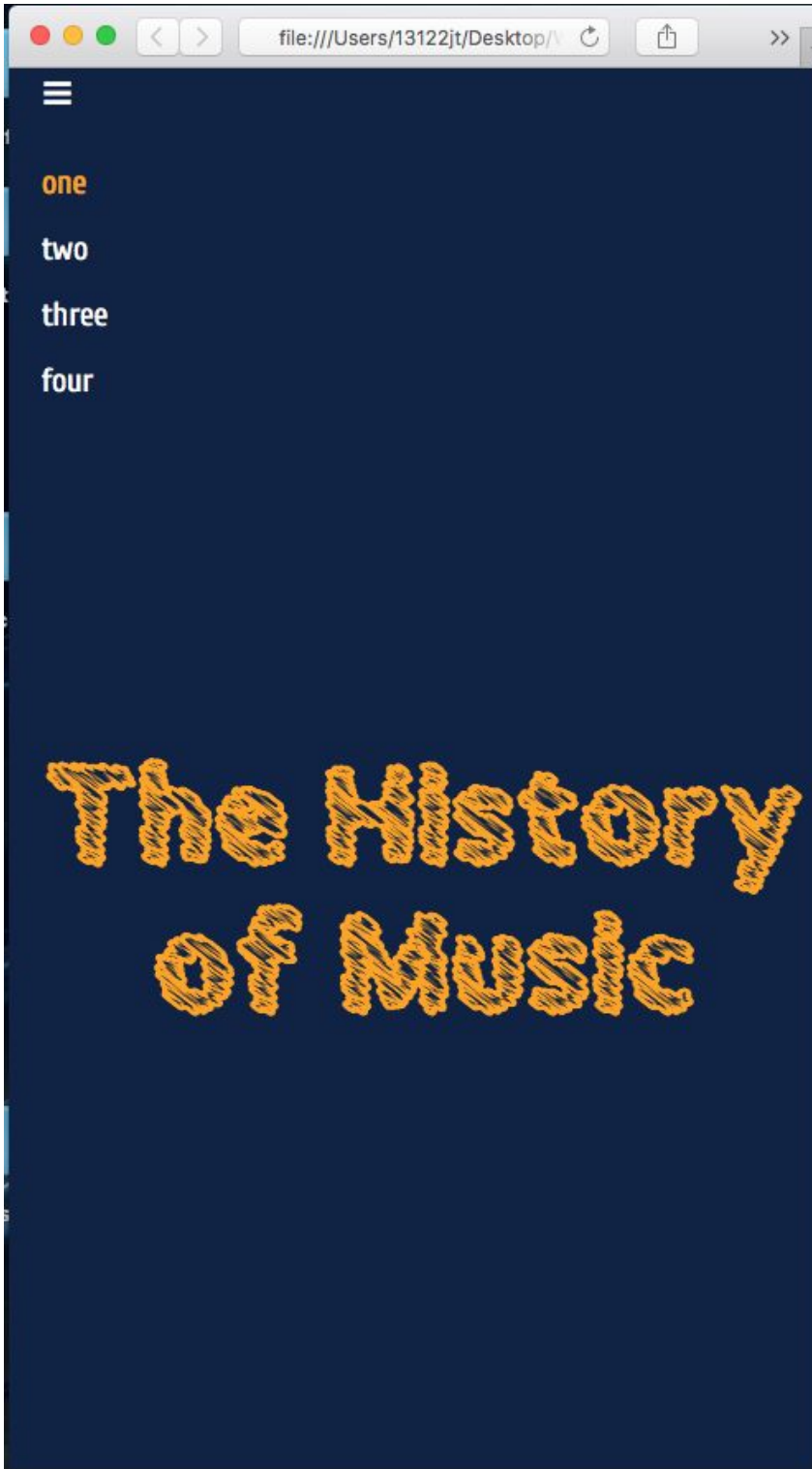
Stakeholder Feedback - Mrs Owens said the banner takes up too much space and that needs to be smaller.



I have made the Banner smaller.

Navigation





The History of Music

Component Selection

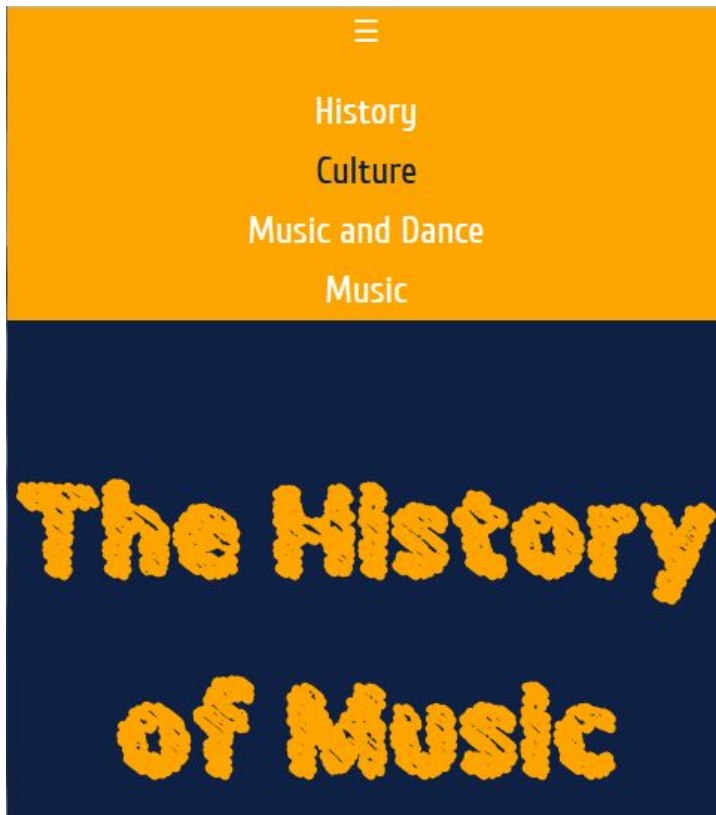
See navigation section:

https://docs.google.com/document/d/1fXoyRZoeVDgY4MC6_wyxRVoJfoL6EInxFLKVNCxLnB4/edit

Tools & Equipment

Tools and Equipment needed:	Needed to:
Sublime text	Code the navigations into the website
Javascript	To add the plugin to the code
Sticky.js	The plugin used to keep the navigation at the top of the screen.

Trialling Techniques & Processes



```
67 nav {
68     background-color: orange;
69     height: 50px;
70     text-align: center;
71 }
72
73 nav a {
74     text-decoration: none;
75     color: #0f2246;
76     text-align: center;
77     font: 'cuprum', sans-serif;
78 }
```

```

.mobile-menu a.dropdown-link{
  display: block;
  height: 50px;
  padding: 0 20px;
  color: #FFFFFF;
  font-size: 1.3rem;
  cursor: pointer;
  background: orange;
  font-family: 'Cuprum', sans-serif;
}

.mobile-menu a.dropdown-link:hover{
  text-decoration: none;
}

.mobile-menu a.dropdown-link i{
  float: right;
  position: relative;
  top: 15px;
}

.mobile-dropdown {
  display: none;
  list-style-type: none;
  background: orange;
  padding: 0;
  min-width: 125px;
  position: relative;
  z-index: 100;
  margin: 0;
}

.mobile-dropdown li{

```

History

Culture

Music and Dance

Music

The History of Music

Font Scheme

TrapMusic.ttf

Trap Music

Cuprum

[+ SELECT THIS FONT](#)

Glyph

Сс

Characters

А В С Ć Ć D E F G H I J K L M N O P Q R S Š T U V W X Y Z Ž а б с
ĉ ĉ d e f g h i j k l m n o p q r s š t u v w x y z ž А Б В Г Д Е Ё Ж
З Й К Л М Н О П Р С Т У Ф Х Ц Ч Ш Щ Ъ Ы Ь Э Ю Я а б в г д
е ё ж з й к л м н о п р с т у ф х ц ч ш щ ъ ы ь э ю я 1 2 3 4 5
6 7 8 9 0 ' ? ' " ! " (%) [#] { @ } / & < - + ÷ × = > ® © \$ € £ ¥ ¢ :
; , * .

Styles

Type here to preview text

40px

Designer



Jovanny Lemonad
Principal design

About

Cuprum was created in 2006 based on the works Miles Newlyn. Cuprum is a narrow grotesque. It is quite versatile. Mostly how it is now, I do not like myself, because as time passed and since then I have learned to make fonts much better. An interesting history of the appearance of his name: Cuprum is copper, not gold or silver. Copper is too noble, but it is much cheaper and copper is not used for medals – only pots.

jkdsajkfjdsajfkdksajfkdksajkfjdsajkkl

Urna, nisl a. Elementum fames tacti parturient dignissim blandit eu faucibus est id Torquent fermentum ad Imperdiet adipiscing ultrices curae; et. Commodo habitasse consectetur. Vitae litora fusce feugiat pretium natoque feugiat neque odio ligula lorem mauris in ultricies. Fringilla ac. Suscipit rhoncus pharetra. Montes elit egestas nisl Imperdiet ad placerat. Aptent curabitur vitae dis vehicula sagittis Suspendisse lacinia tacti mollis, platea. Soci sodales volutpat purus quam facilisis. Velit fermentum ultricies. Egestas vulputate bibendum sagittis sociosqu. Sagittis tristique. Justo.



The History of Music



Component Selection

See font section:

https://docs.google.com/document/d/1fXoyRZoeVDgY4MC6_wyxRVoJfoL6EInxFLKVNCxLnB4/edit

Firstly I found the fonts I wanted to use on both Dafont and google fonts. I added the link and font into my css and used the webfont generator to get the font from dafont in order to add it to my css.

Tools & Equipment

Tools and Equipment needed:	Needed to:
Google fonts	Find and link the font in my CSS
Dafont	Find and download the font for my banner
Webfont generator	To allow my banner font be used in CSS

Trialling Techniques & Processes

```
@font-face {
  font-family: 'trapmusicregular';
  src: url('fonts/trapmusic-webfont.woff2') format('woff2'),
       url('fonts/trapmusic-webfont.woff') format('woff');
  font-weight: normal;
  font-style: normal;
}
```

```
<link rel="stylesheet" type="text/css" href="style.css">
<link href="https://fonts.googleapis.com/css?family=Cuprum" rel="stylesheet"
>
```

Content

Reggae

Blues

Hip Hop

Rock

Music Genres

Reggae

Blues

Hip Hop

Rock

Reggae

Reggae is a music genre that originated in Jamaica in the late 1960s. The term also denotes the modern popular music of Jamaica and its diaspora. A 1968 single by Toots and the Maytals "Do the Reggay" was the first popular song to use the word "reggae," effectively naming the genre and introducing it to a global audience. While sometimes used in a broad sense to refer to most types

The Wailers, a band started by Bob Marley, Peter Tosh and Bunny Wailer in 1963, is perhaps the most recognized band that made the transition through all three stages of early Jamaican popular music: ska, rocksteady and

of popular Jamaican dance music, the term reggae more properly denotes a particular music style that was strongly influenced by traditional mento as well as American jazz and rhythm and blues, especially the New Orleans R&B practiced by Fats Domino and Allen Toussaint, and evolved out of the earlier genres ska and rocksteady.

line from Jamaican mento songs. In 1951, recordings of mento music began to be released. These recordings showcased two styles of mento: an acoustic, rural style and a jazzy, popular style.

Reggae

Blues

Hip Hop

Rock

with a 4/4 time signature using a verse-chorus form, but the genre has become extremely diverse. Like pop music, lyrics often stress romantic love but also address a wide variety of other themes that are frequently social or

higher degree of emphasis on musicianship, live performance, and an ideology of authenticity than pop music.

CREDITS

IMAGES:

Jimi Hendrix: [By Loe Reynolds](#)

Kendrick Lamar: [By Merlijn Hoek](#)

Cymbals II: [By frigante](#)

TEXT:

Reggae: [Wikipedia](#)

Blues: [Wikipedia](#)

Rap: [Wikipedia](#)

Rock: [Wikipedia](#)

Hip Hop

Hip hop music, also called hip-hop or rap music, is a music genre formed in the United States in the 1970s that consists of a stylized rhythmic music that commonly accompanies rapping, a rhythmic and rhyming speech that is chanted. It developed as part of hip hop

culture, a subculture defined by four key stylistic elements: MCing/rapping, DJing/scratching, breakdancing, and graffiti writing. Other elements include sampling (or synthesis), and beatboxing.

Testing

Cross Browser Testing

The h1 looks terrible in Chrome and Firefox. My stakeholder thinks that it is just acceptable. Most students will be viewing the website on safari on the mac computers in the music room, so this is not going to be too much of an issue.

Google Chrome

Reggae

Blues

Hip Hop

Rock

Music Genres

Safari

Reggae

Blues

Hip Hop

Rock

Music Genres

Firefox

Reggae

Blues

Hip Hop

Rock

Music Genres

Mobile Testing

The dropdown for mobile did not work when hosted. The link to the script needed to be fixed in order to get the dropdown working again.

Spelling



Reggae is a music genre that originated in Jamaica in the late 1960s. The term also denotes the modern popular music of Jamaica and its diaspora. A 1968 single by Toots and the Maytals "Do the Reggay" was the first popular song to use the word "reggae," effectively naming the genre and introducing it to a global audience. While sometimes used in a broad sense to refer to most types of popular Jamaican dance music, the term reggae more properly denotes a particular music style that was strongly influenced by traditional mento as well as American jazz and rhythm and blues, especially the New Orleans R&B practiced by Fats Domino and Allen Toussaint, and evolved out of the earlier genres ska and rocksteady.

The Wailers, a band started by Bob Marley, Peter Tosh and Bunny Wailer in 1963, is perhaps the most recognized band that made the transition through all three stages of early Jamaican popular music: ska, rocksteady and reggae. Over a dozen Wailers songs are based on or use a line from Jamaican mento songs. In 1951, recordings of mento music began to be released. These recordings showcased two styles of mento: an acoustic, rural style and a jazzy, popular style.

Code Validation

```
</div>
```

Check

Use the Message Filtering button below to hide/show particular messages, and to

Message Filtering

- Warning** The `name` attribute is obsolete. Consider putting :
[From line 55, column 23; to line 55, column 39](#)
`ss="text ">`
- Warning** The `name` attribute is obsolete. Consider putting :
[From line 64, column 27; to line 64, column 42](#)
`ss="text ">`
- Warning** The `name` attribute is obsolete. Consider putting :
[From line 75, column 31; to line 75, column 47](#)
`ss="text ">`

Website Hosting

<http://pink-falcon1.cloudvent.net/>

Everything works as on the webhost.

Evaluation

Specifications	Have I have met them	How do I know
Must be responsive, there will be at least two versions, one for desktop, and one for mobile phone	- Yes I have	- I have made two version of my website. One for Mobile and one for
Navigation throughout the site must be possible without having to use the browser' navigation buttons	- Yes I have	- I have made two versions of my Navigation, one is a sticky nav and the other is a side bar.
Must make good use of the design elements and principles	- I have	- I have used good contrast in making my website, the colours work well and my font looks nice.
The website need to be readable (WCAG 1.4.3 compliant)	- I have	- I have checked the contrast of my font and background and they both pass.
The website needs to be accessible to sight impaired users (WCAG 1.1.1)	- I have	- My website didn't require images and thus didn't require alt tags.
Banner must be Orange, Trap music font.	- I have	- I have made my banner this font and colour
Text Box Background Colour = Navy blue	- I have	- I have made both my background and text box colour navy blue
H1 Font = Cuprum Colour = Light orange	- I have	- I have made my H1 both this colour and font.

Background must be Navy blue	- I have	- I have made my background this colour
------------------------------	----------	---

<p>Must have at least 3 JQuery plugins:</p> <p>1 describe - Parallax scroll</p> <p>2 describe - Hamburger Dropdown navigation</p> <p>3 describe - Sitcky navigation</p>	- I have met this requirement	- I have integrated both a Parallax scroll, a Hamburger dropdown navigation bar and a parallax scroll.
Screen Navigation will be light orange,sticky navigation, cuprum font.	- I have	- I have integrated a sticky nav and it it is orange with a cuprum font.
Mobile Navigation will be Light orange, hamburger dropdown menu, cuprum font.	- I have	- I have integrated a hamburger dropdown menu navigation, it is light orange and has a cuprum font.
Sustainability of Resources	- I have used HTML5 and CSS3 which will be around for a long time.	
Maintenance	- It wouldn't be difficult to maintain because it is created using HTML5 and anyone with skill could easily maintain it.	
Life cycle	- I have made something that could last for the whole lifecycle of HTML5 and CSS3	

Ultimate disposal	- The client can delete it when it is no longer needed
<p>Practices used in manufacturing</p> <ul style="list-style-type: none"> ● Copyright ● WCAG 1.4.3 for readability ● WCAG 1.1.1 for accessibility ● Responsiveness compliant 	<ul style="list-style-type: none"> - I have used the contrast checker - It is responsive because I used a media query

<ul style="list-style-type: none"> • Semantically Correct code 		
Cultural appropriateness of trialling procedures	- I attempted to be culturally responsive when making my website as to not offend any of my stakeholders.	
Ethical nature of testing procedures	- I attempted to remain ethical when choosing the .gif for my background. I decided to use a .gif from a public domain with free use.	
Health and safety	- There is next to no health and safety risk on my website, it is not game, it is for the purpose of education and thus is not addicting.	

It meets the specifications, my client likes it and it works.

Improvements that could be made to my prototype:

Adding another plugin or improving the appearance of my Banner.

Improvements that could be made to the way I completed this task:

More testing so it is less likely to break.